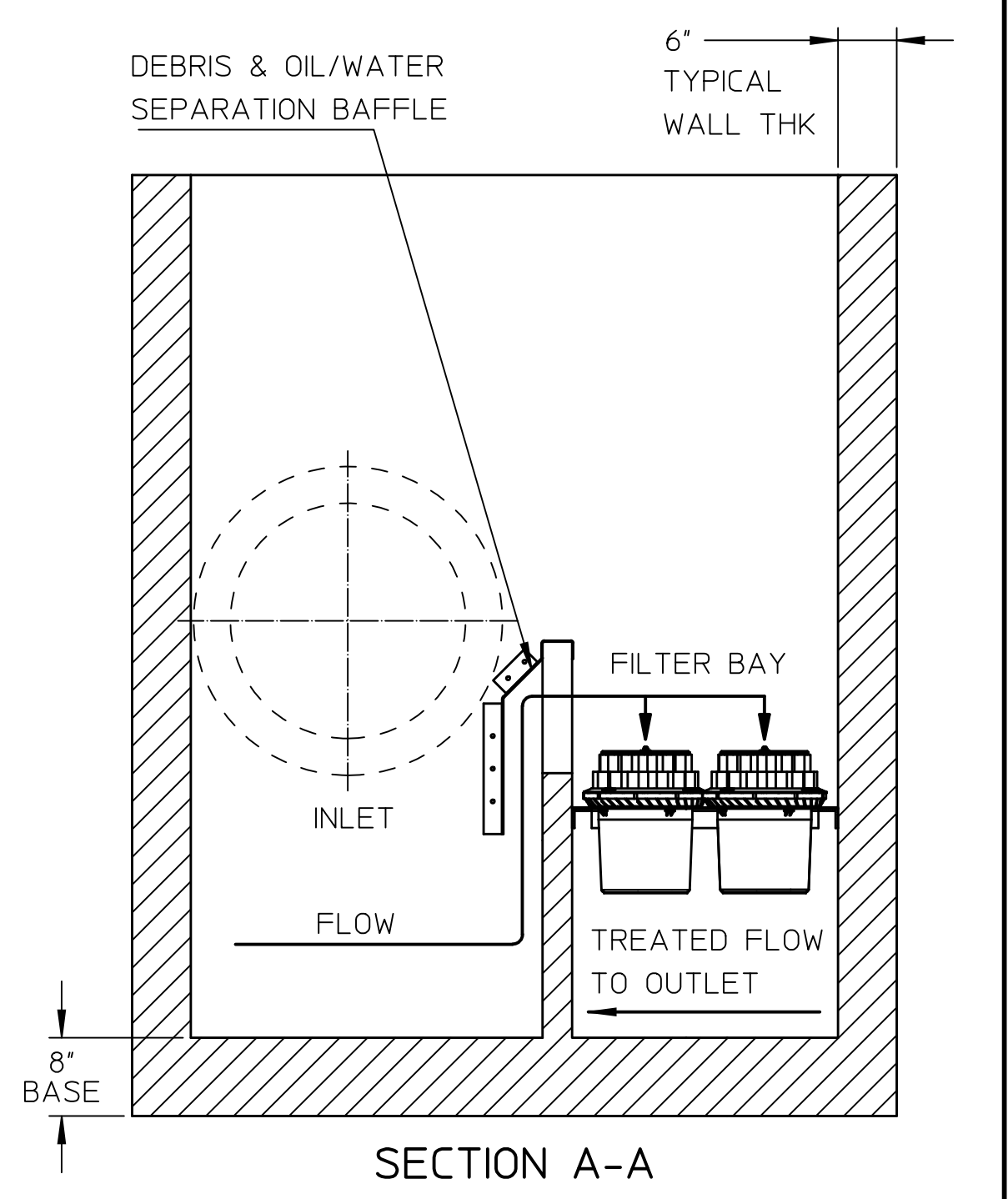
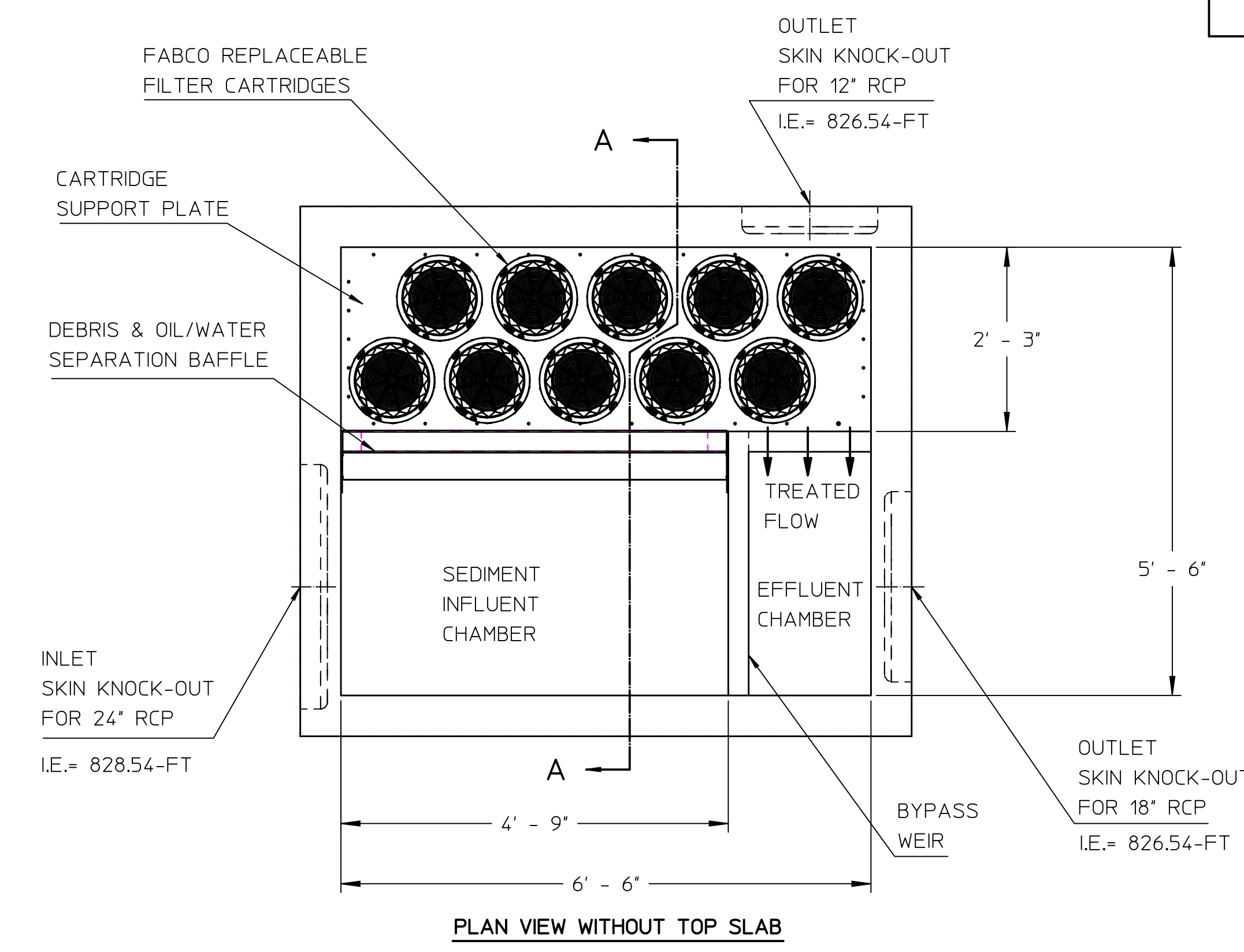
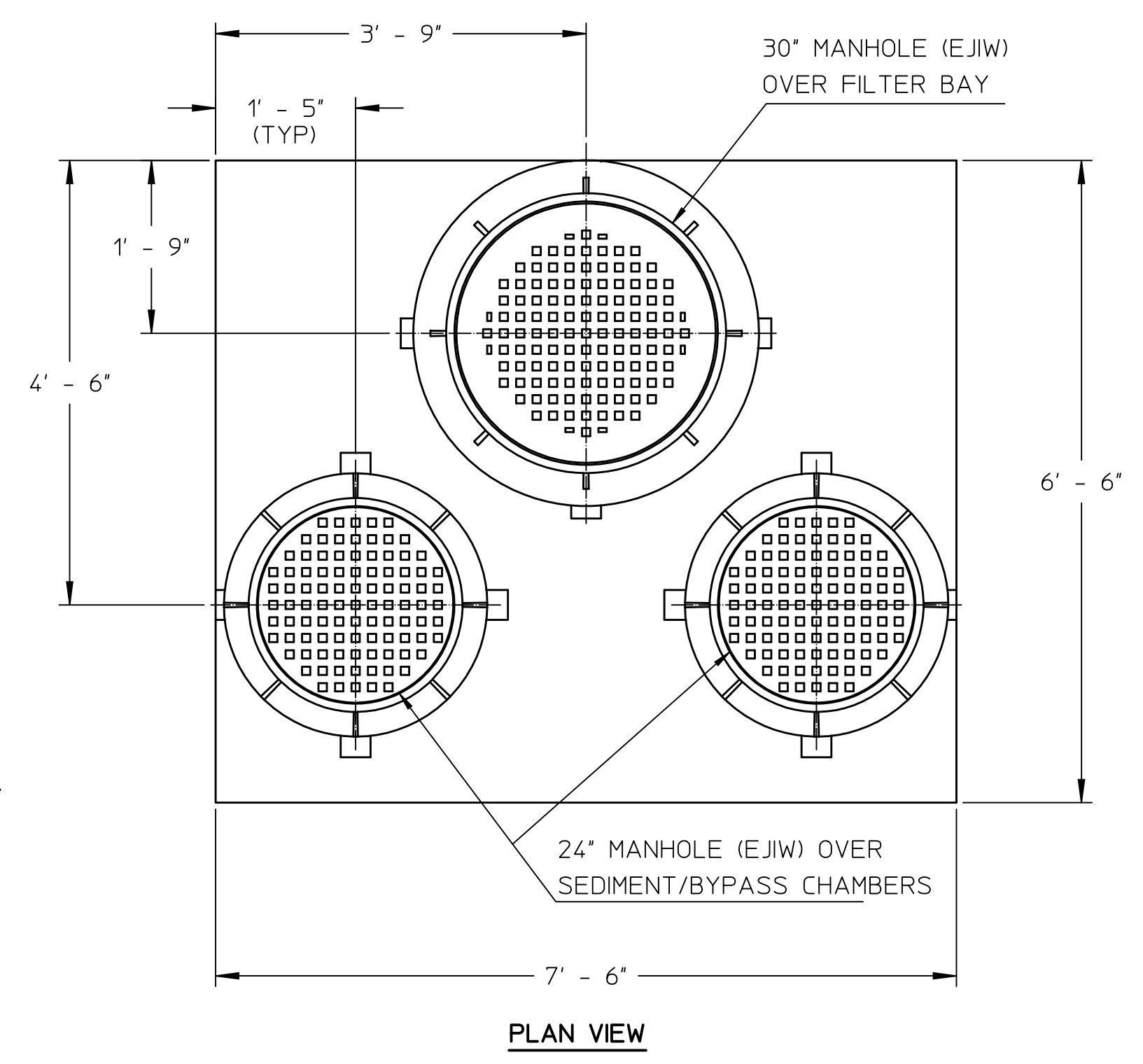


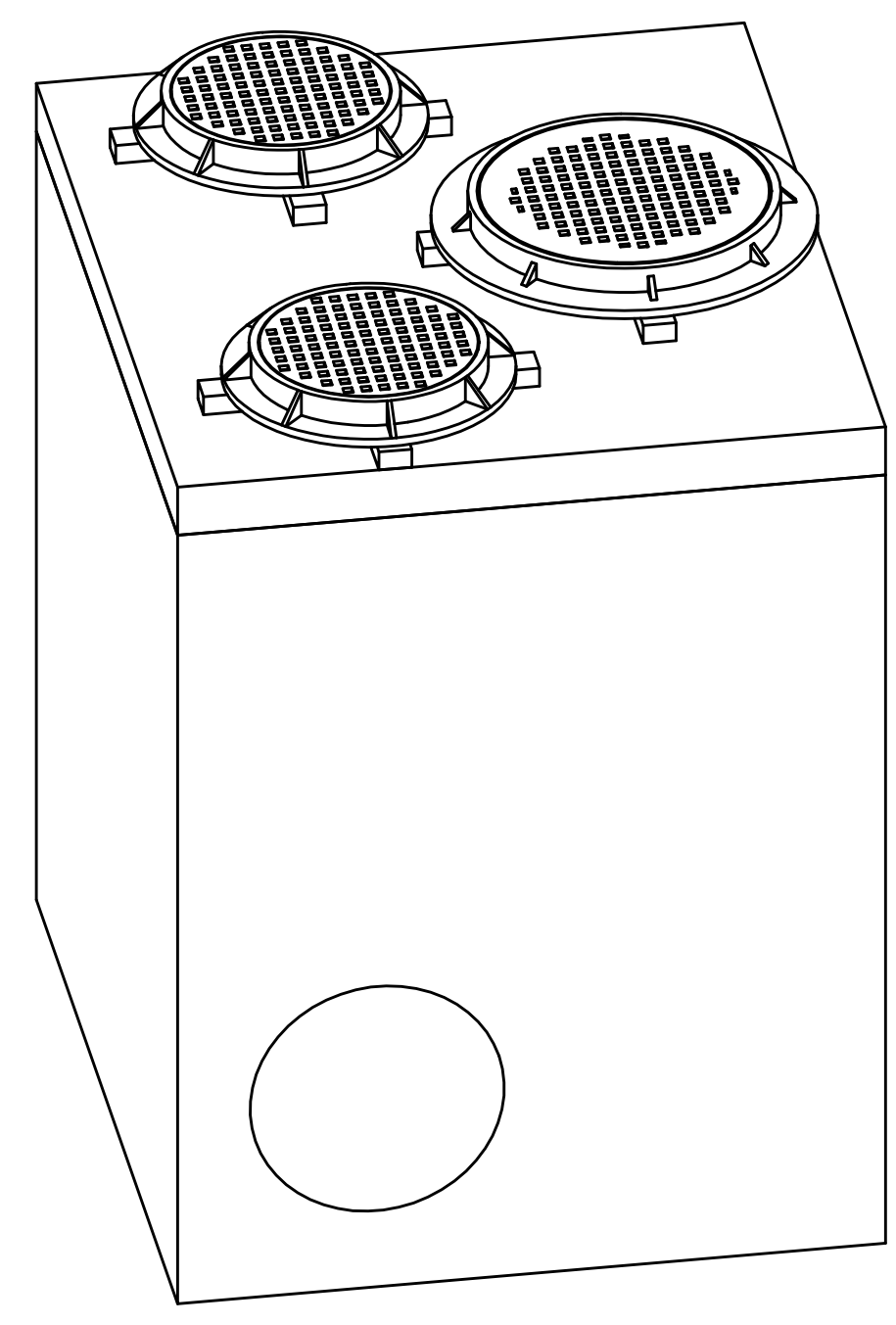
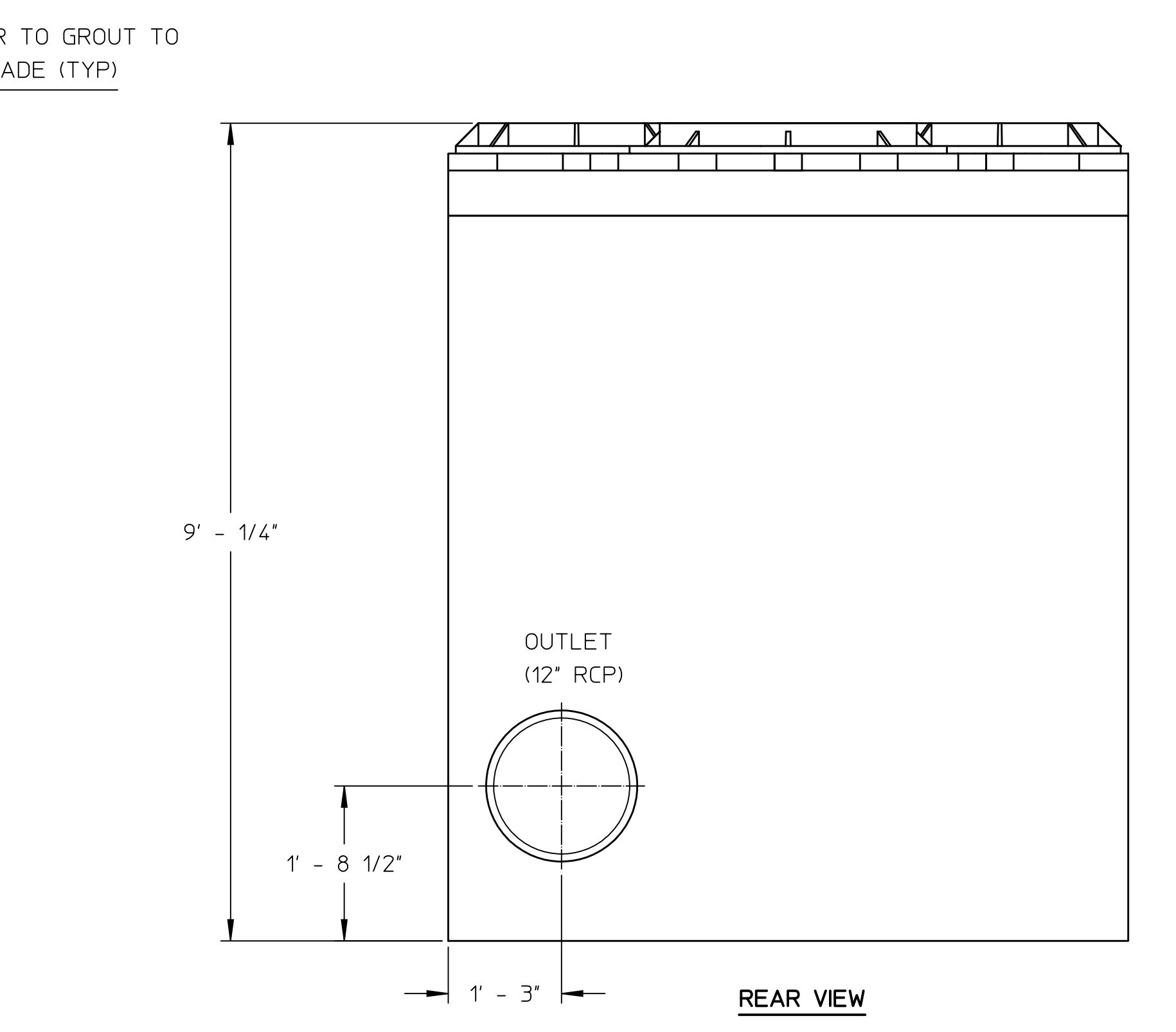
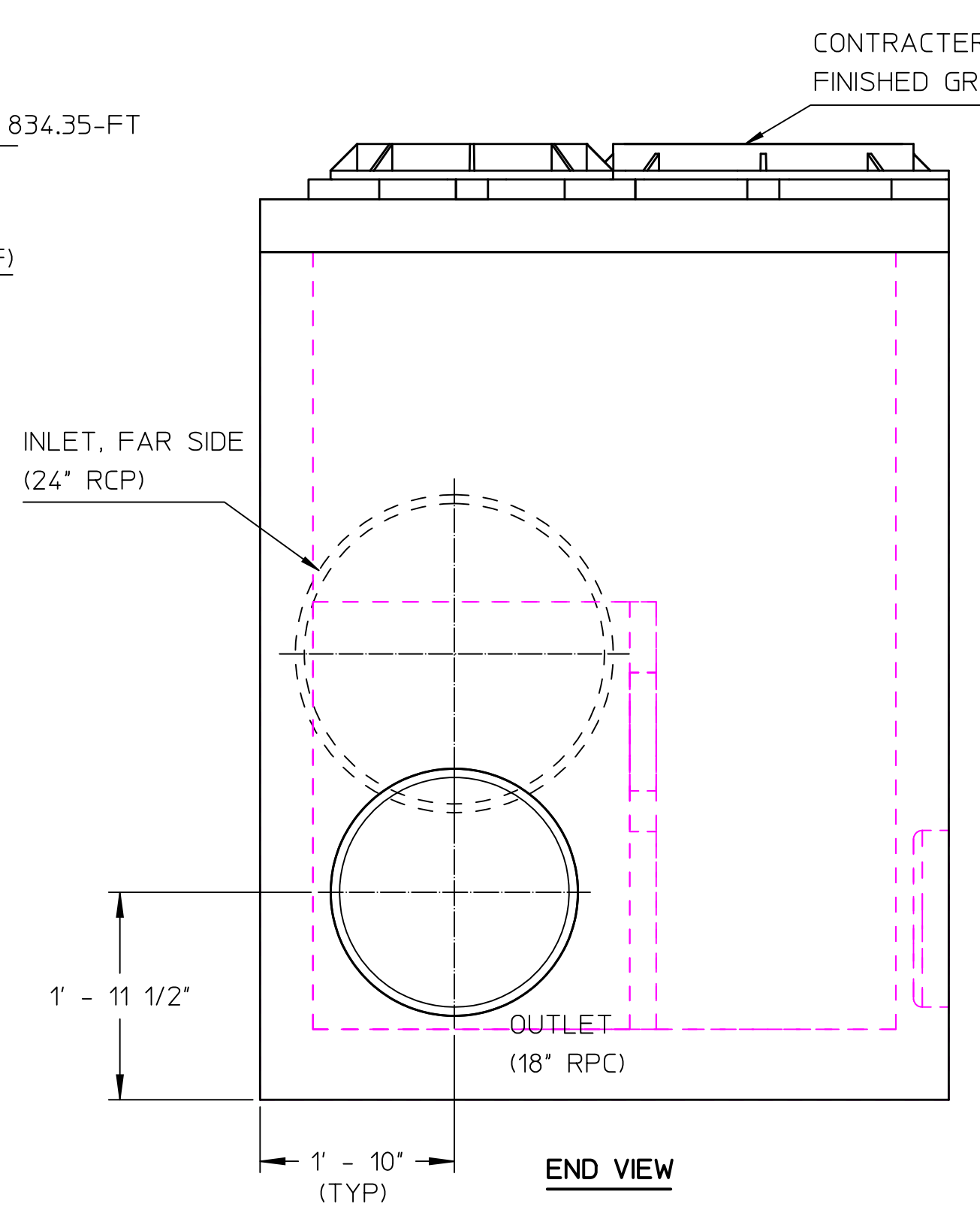
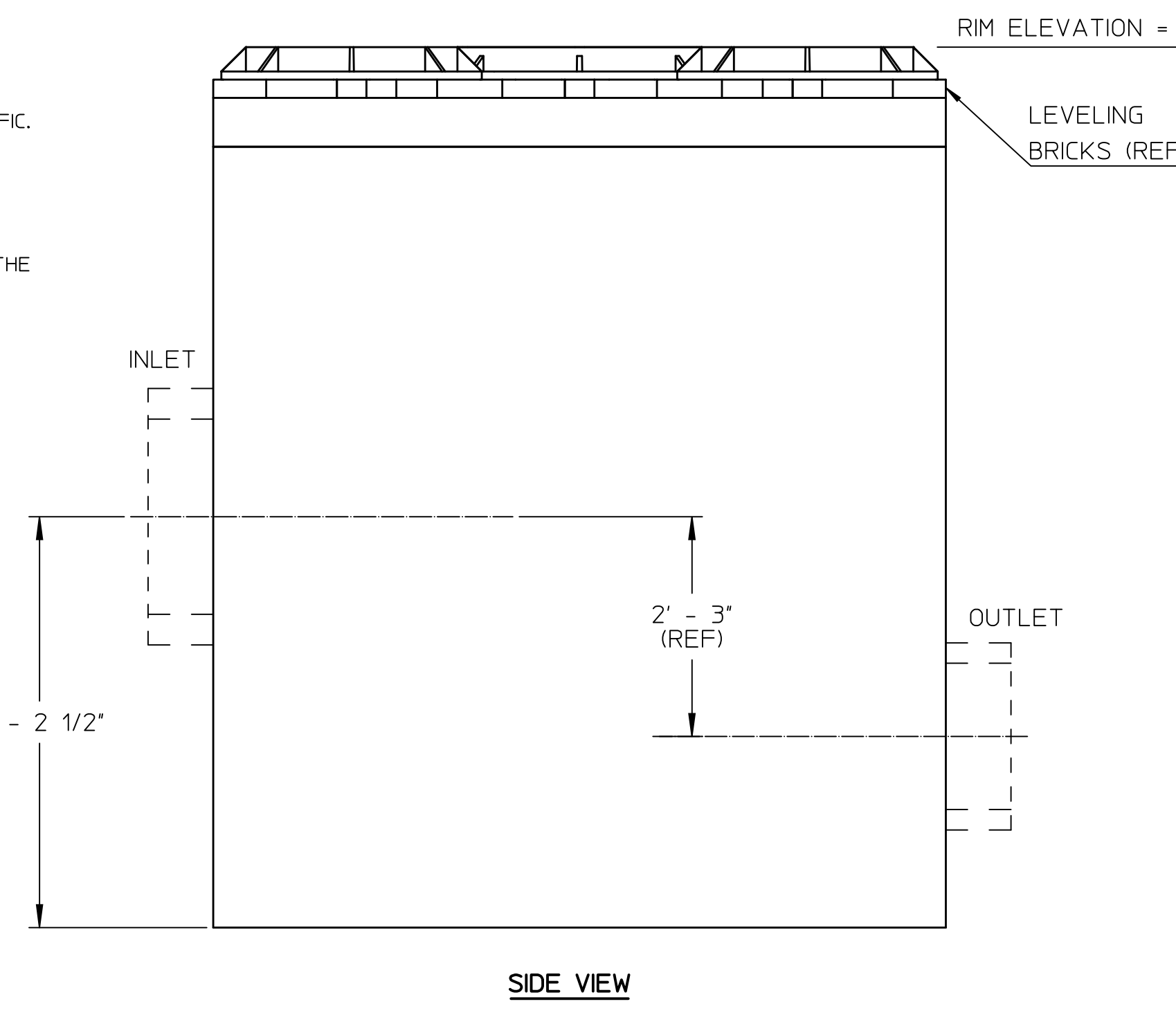
THIS DOCUMENT IS THE PROPERTY OF FABCO INDUSTRIES AND IS CONVEYED WITH THE EXPRESS CONDITION THAT IT AND THE INFORMATION CONTAINED IN IT ARE NOT TO BE USED, DISCLOSED, OR REPRODUCED IN WHOLE OR IN PART, FOR ANY PURPOSE WITHOUT THE EXPRESS WRITTEN CONSENT OF FABCO INDUSTRIES, AND THAT NO RIGHT IS GRANTED TO DISCLOSE OR SO USE ANY INFORMATION CONTAINED IN SAID DOCUMENT.

- NOTES (REF):
- 1.0 WEIGHT ESTIMATE:
 - 1.1 COVER SLAB: 3,000-LB
 - 1.2 BASE W/ FILTERS: 25,000-LB
 - 2.0 MATERIALS MEET OR EXCEEDS REQUIREMENTS:
 - 2.1 VAULT:
 - 2.1.1 REINFORCEMENT STEEL: REBAR, ASTM A-615 GRADE 60
 - 2.1.2 CEMENT: ASTM C-150 SPECIFICATIONS
 - 2.2 ACCESS MANHOLES: ASTM-A-48, CLASS 35B GRAY IRON OR ASTM A536, GRADE 80-55-06 DUCTILE IRON.
 - 3.0 CONCRETE STRUCTURE DESIGN LOADINGS:
 - 3.1 AASHTO HS-20 LOAD RATING.
 - 3.2 SOIL WEIGHT = 120 PCF
 - 3.3 DEPTH OF OVERBURDEN: NONE
 - 3.4 EQUIVALENT FLUID PRESSURE = 40 PCF
 - 3.5 LATERAL LIVE LOAD SURCHARGE PER SPECS.
 - 4.0 PERFORMANCE CHARACTERISTICS (W/ FABCO HIGH FLOW CARTRIDGE):
 - 4.1 MAXIMUM CARTRIDGE CAPACITY = 10
 - 4.2 MAXIMUM TREATMENT CAPACITY \square 5.8 CFS (2600 GPM)
 - 4.3 BYPASS CAPACITY PER ENGINEER OF RECORD
 - 5.0 EAST JORDAN IRON WORKS (EJIW) CASTINGS SHALL BE RATED FOR REPEATED VEHICULAR TRAFFIC AND CONFORM TO AASHTO M306 STANDARDS. FINAL MANHOLE OR ACCESS HATCH INSTALLATION, AND ADJUSTMENT TO GRADE, SHALL BE PERFORMED BY QUALIFIED PERSONNEL.
 - 6.0 EXCAVATION, DEWATERING, DRAINAGE FILL, AND BACK FILL OPERATIONS SHALL BE PERFORMED IN ACCORDANCE WITH OSHA AND LOCAL REGULATIONS AND ARE THE RESPONSIBILITY OF THE CONTRACTOR. SUB-BASE AND BACKFILL DEPTH ARE SITE SPECIFIC AND SHALL BE SPECIFIED BY THE ENGINEER OF RECORD.
 - 7.0 THE CONTRACTOR SHALL VERIFY THAT THE UNIT IS VERTICALLY AND HORIZONTALLY PLUMB AND STABLE, WITH MINIMUM VOIDS AND MINIMUM UN-COMPACTED SOIL AFTER BACK FILL OPERATION.
 - 8.0 CONNECT EXISTING DRAIN LINE TO STORMSAFE INLET AND OUTLET PORTS WITH APPROVED NON-SHRINKING GROUT-FILL IN ACCORDANCE WITH GROUT MANUFACTURERS INSTRUCTIONS. ALL GROUT-FILL MATERIALS SHALL BE SUPPLIED BY THE CONTRACTOR. THE STORMSAFE "INLET" AND "OUTLET" PORTS ARE CLEARLY LABELED WITH BLACK PAINT. INLET AND OUTLET DRAIN LINES ARE TO BE ALIGNED FLUSH WITH RESPECT TO THE INTERIOR VAULT WALLS.
 - 9.0 MAINTENANCE AND CARTRIDGE FILTER REPLACEMENT INSTRUCTIONS ARE PROVIDED SEPARATELY BY FABCO UPON REQUEST AND ARE SITE SPECIFIC.
 - 10.0 CARTRIDGE FILTER REPLACEMENT (IN GENERAL):

FOR BEST PERFORMANCE REPLACE CARTRIDGE FILTERS IAW FABCO RECOMMENDATIONS. HIGH CONTAMINANT LOCATIONS MAY REQUIRE MORE FREQUENT CARTRIDGE REPLACEMENT. REMOVE ANY DEBRIS OR HEAVY SEDIMENT FROM THE INFLUENT AND EFFLUENT CHAMBERS. ENTER THE STORMSAFE CARTRIDGE CHAMBER IN ACCORDANCE WITH STATE AND LOCAL REGULATIONS FOR ENCLOSED SPACE ENTRY. REMOVE EACH CARTRIDGE BY ROTATING 30-DEGREES IN THE CLOCKWISE DIRECTION AND LIFTING. LIKEWISE, INSTALL THE NEW CARTRIDGE AND LOCK IN PLACE BY ROTATING 30-DEGREES IN THE COUNTER CLOCKWISE DIRECTION. DISPOSE OF USED FILTER CARTRIDGES PER LOCAL REGULATIONS.



REVISIONS			
REV	DESCRIPTION	DATE	APPROVED
A	FIRST RELEASE	6/17/2013	



REFERENCE VIEW

NO	QTY	PART NUMBER	DESCRIPTION	REMARKS
BILL OF MATERIALS				
UNLESS OTHERWISE SPECIFIED		TOLERANCES:		
REMOVE ALL BURRS		DEC .00 + .01		
BREAK SHARP EDGES .002 - .020		DEC .000 + .005		
FILLETES .020 MAX		FRAC 1 + 1/16		
DIMENSIONS ARE IN INCHES AND		ANGLE + 2°		
INCLUDE CHEMICALLY APPLIED		Rg FINISH		
OR PLATED FINISHES				
DO NOT SCALE THIS DRAWING				
MATERIAL		APVD		
SEE NOTES		FABCO INDUSTRIES, INC.		
MODEL LINK		66 CENTRAL AVENUE		
10044-1_Assy1		FARMINGDALE, NY 11735		
		WWW.FABCO-INDUSTRIES.COM		
APPROVALS		DATE		
DWN MS		6/14/13		
CHKR				
ENGR JP		6/14/13		
APVD				
TITLE				STORMSAFE-10C
STORMWATER TREATMENT CHAMBER				REV A
SIZE	CAGE CODE	DWG NO	REV	
D	1P8A4	10044-1-000	A	
SCALE	1:16	WT	SHEET 1 OF 1	