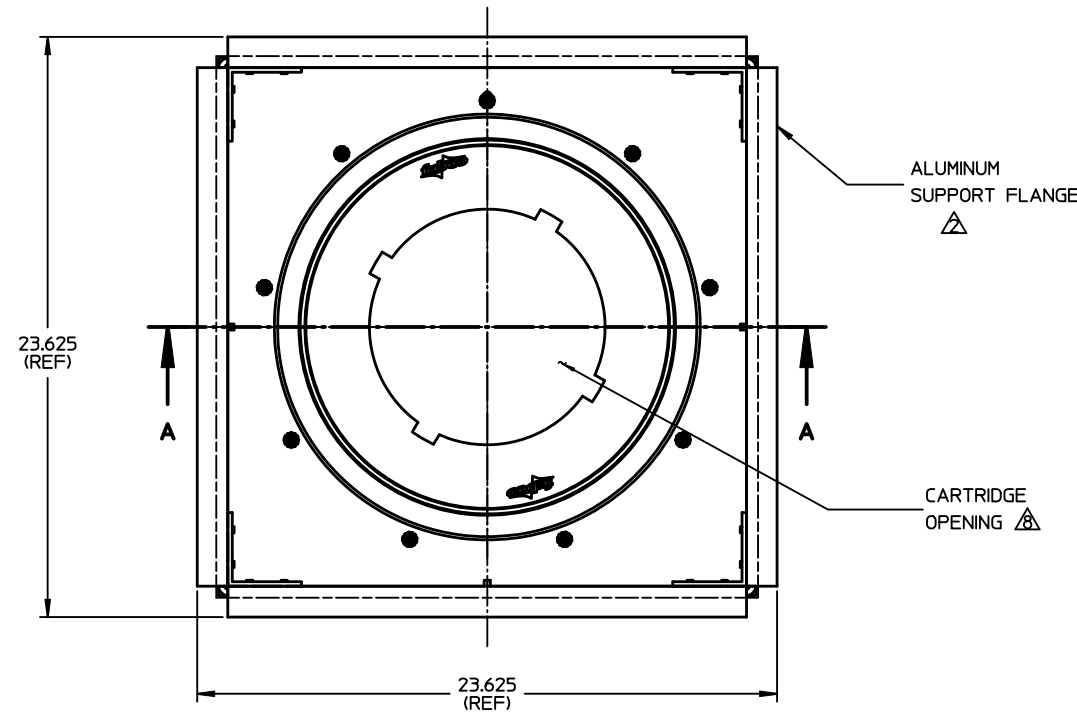


THIS DOCUMENT IS THE PROPERTY OF FABCO INDUSTRIES AND IS CONVEYED WITH THE EXPRESS CONDITION THAT IT AND THE INFORMATION CONTAINED IN IT ARE NOT TO BE USED, DISCLOSED, OR REPRODUCED IN WHOLE OR IN PART, FOR ANY PURPOSE WITHOUT THE EXPRESS WRITTEN CONSENT OF FABCO INDUSTRIES, AND THAT NO RIGHT IS GRANTED TO DISCLOSE OR SO USE ANY INFORMATION CONTAINED IN SAID DOCUMENT.

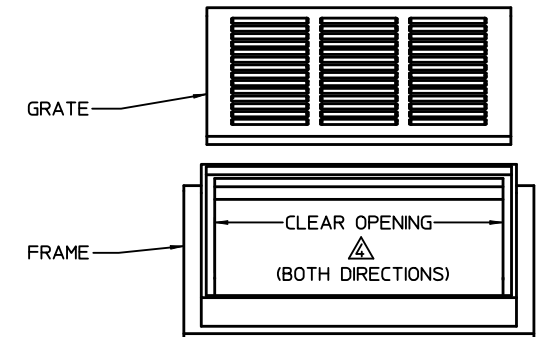
REVISIONS			
REV	DESCRIPTION	DATE	APPROVED
E	ECN9734-2A-000E	07/17/2013	

NOTES:

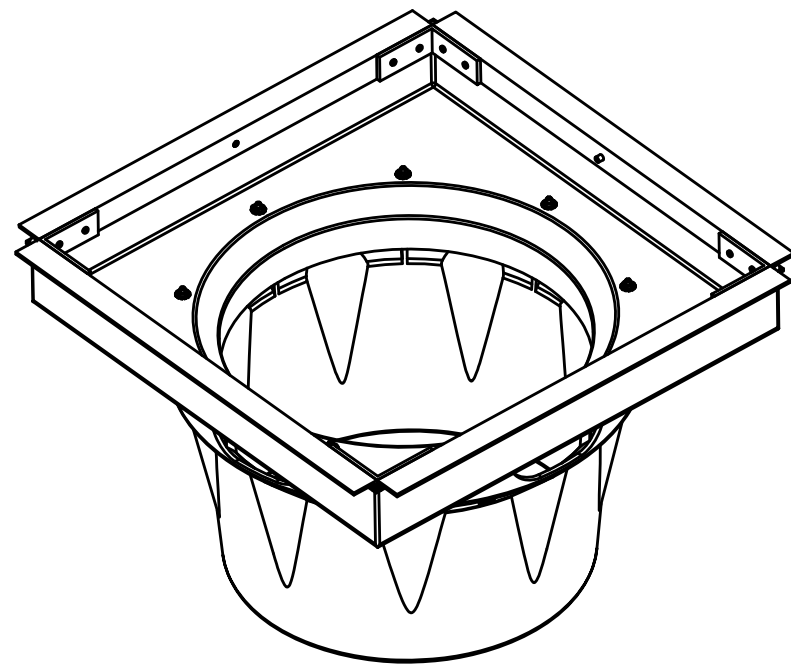
1. WEIGHT (EMPTY): 20 LB MAX, NO CARTRIDGE
2. MATERIAL:
 - A) FLANGE/DEFLECTOR: HDPE/ALUMINUM ALLOY
 - B) BASIN: POLYPROPYLENE POLYETHYLENE COPOLYMER
 - C) HARDWARE: CRES 300 SERIES
3. PERFORMANCE CHARACTERISTICS (TYP):
 - A) DEBRIS CAPACITY: 2.1 CU-FT (WITH CARTRIDGE INSTALLED)
 - B) FILTERED FLOW RATE (CLEAN, STANDARD CARTRIDGE): 115 GPM (0.26 CFS)
 - C) BYPASS FLOW RATE: 920 GPM (2.0 CFS)
4. MINIMUM REQUIRED CLEAR OPENING: 22.0" X 22.0"
5. COVERED BYPASS PREVENTS RE-SUSPENSION OF FLOATABLES
6. RECOMMENED MINIMUM VAULT DEPTH: 2-IN BELOW CARTRIDGE
7. INSTALLATION: REMOVE STORM GRATE, INSTALL STORMPOD IN STORM GRATE WITH SUPPORT FLANGE RESTING ON GRATE SUPPORT LEDGE, REINSTALL STORM GRATE DIRECTLY ON STORMPOD SUPPORT FLANGE
8. USE ONLY FABCO REPLACEABLE MEDIA CARTRIDGES



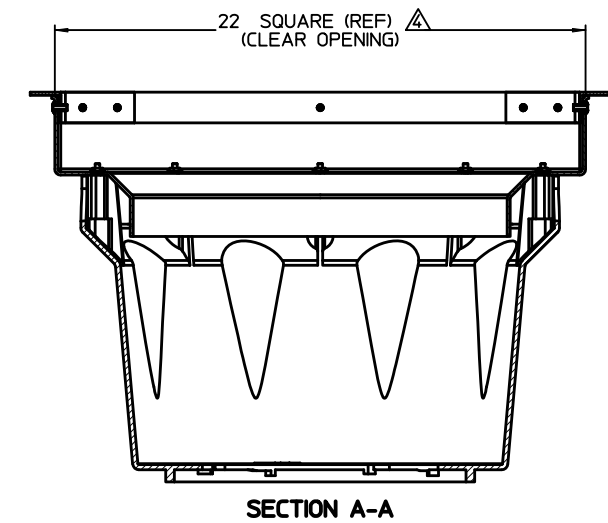
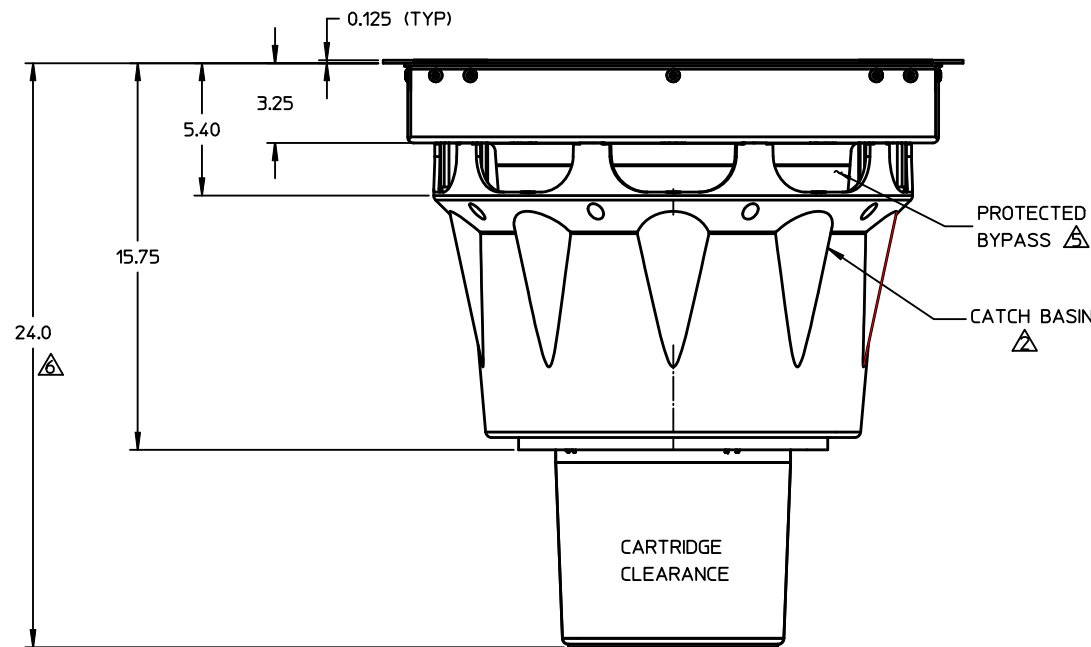
TYPICAL GRATE CLEAR OPENING DETAIL



*MEASURE CLEAR OPENING FOR PRODUCT QUOTATION



SCALE: 1/4
(SHOWN WITHOUT REPLACEABLE CARTRIDGE INSTALLED)



NO	QTY	PART NUMBER	DESCRIPTION	REMARKS										
BILL OF MATERIALS														
UNLESS OTHERWISE SPECIFIED REMOVE ALL BURRS BREAK SHARP EDGES .002 - .020 FILLETS .020 MAX DIMENSIONS ARE IN INCHES AND INCLUDE CHEMICALLY APPLIED OR PLATED FINISHES DO NOT SCALE THIS DRAWING		TOLERANCES: DEC .00 ± .01 DEC .000 ± .005 FRACT ± 1/16 ANGLE ± 2° Rd FINISH ✓		<table border="1"> <tr> <th>APPROVALS</th> <th>DATE</th> </tr> <tr> <td>DWN N.NEUWIRTH</td> <td>05/22/08</td> </tr> <tr> <td>ENGR J. PETERS</td> <td>05/22/08</td> </tr> </table>	APPROVALS	DATE	DWN N.NEUWIRTH	05/22/08	ENGR J. PETERS	05/22/08				
APPROVALS	DATE													
DWN N.NEUWIRTH	05/22/08													
ENGR J. PETERS	05/22/08													
MATERIAL		APVD												
SEE NOTES														
MODEL LINK		FABCO INDUSTRIES, INC. 170 WILBUR PLACE SUITE 12 BOHEMIA NY 11716		<table border="1"> <tr> <th>TITLE</th> <th>SIZE</th> <th>CAGE CODE</th> <th>DWG NO</th> <th>REV</th> </tr> <tr> <td>STORMPOD, 24" SQUARE</td> <td>D</td> <td>1P8A4</td> <td>9734-2A-000</td> <td>E</td> </tr> </table>	TITLE	SIZE	CAGE CODE	DWG NO	REV	STORMPOD, 24" SQUARE	D	1P8A4	9734-2A-000	E
TITLE	SIZE	CAGE CODE	DWG NO	REV										
STORMPOD, 24" SQUARE	D	1P8A4	9734-2A-000	E										
9734-2A_ASSY3				SCALE 1/4 WT SHEET 1 OF 1										