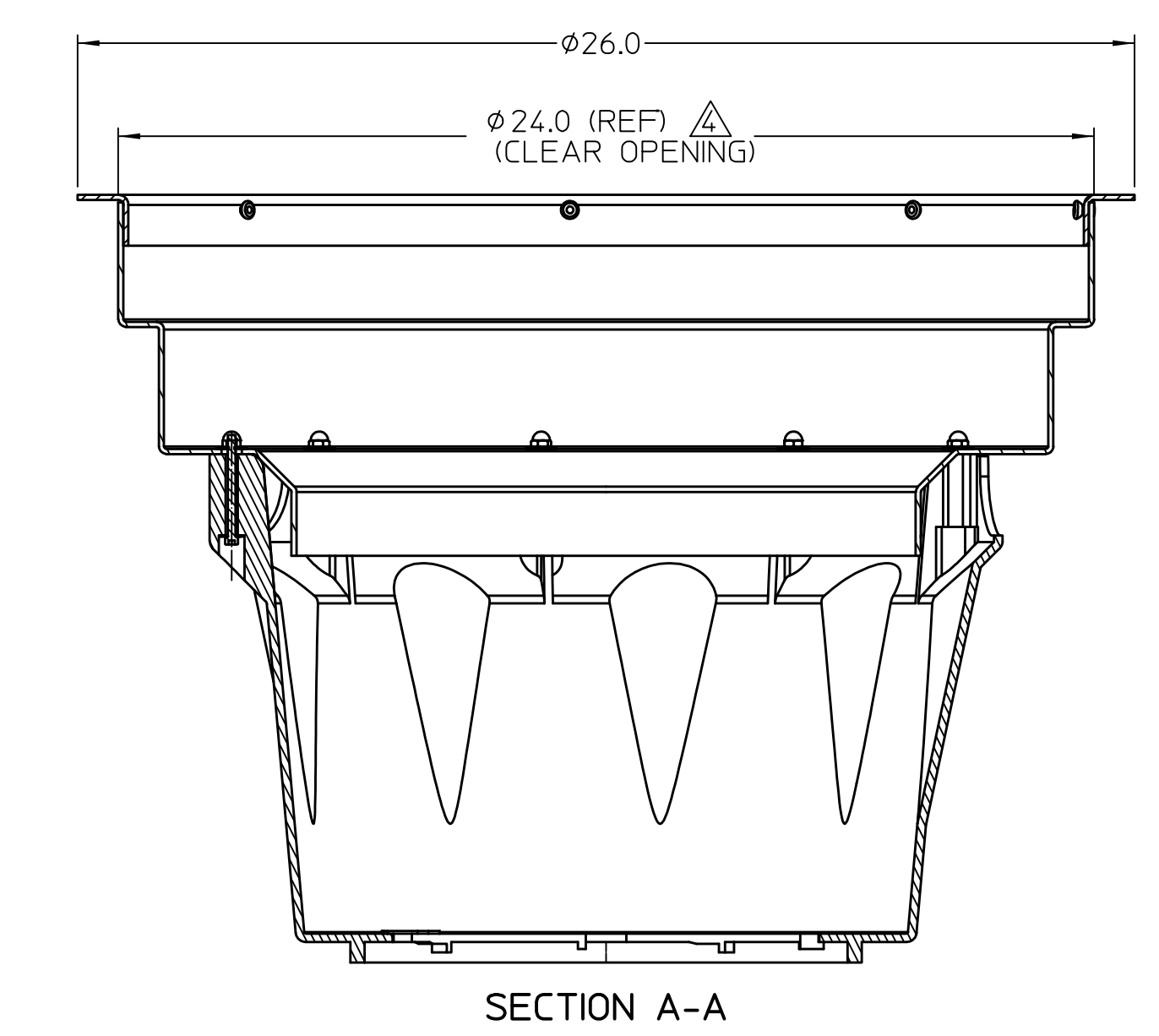
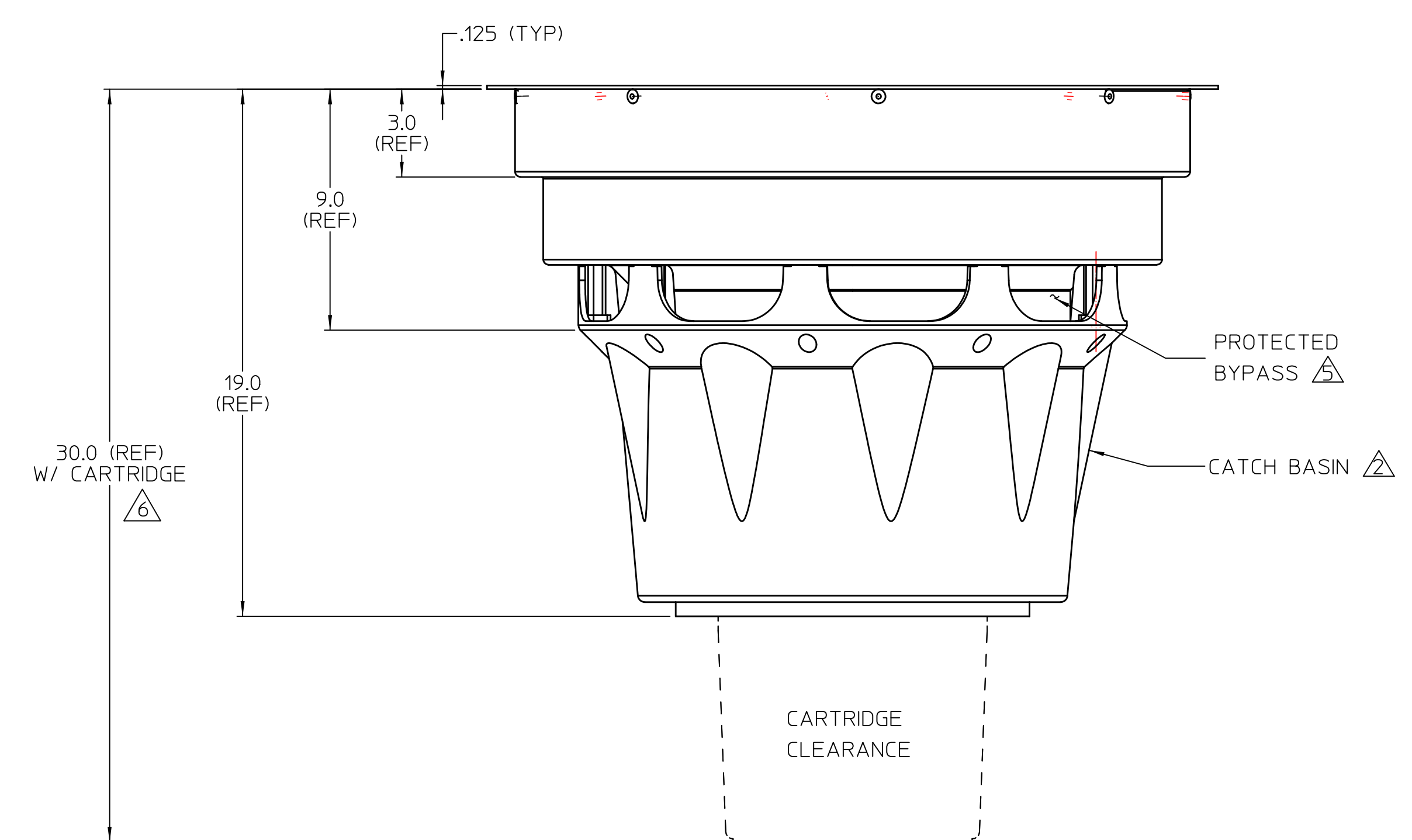
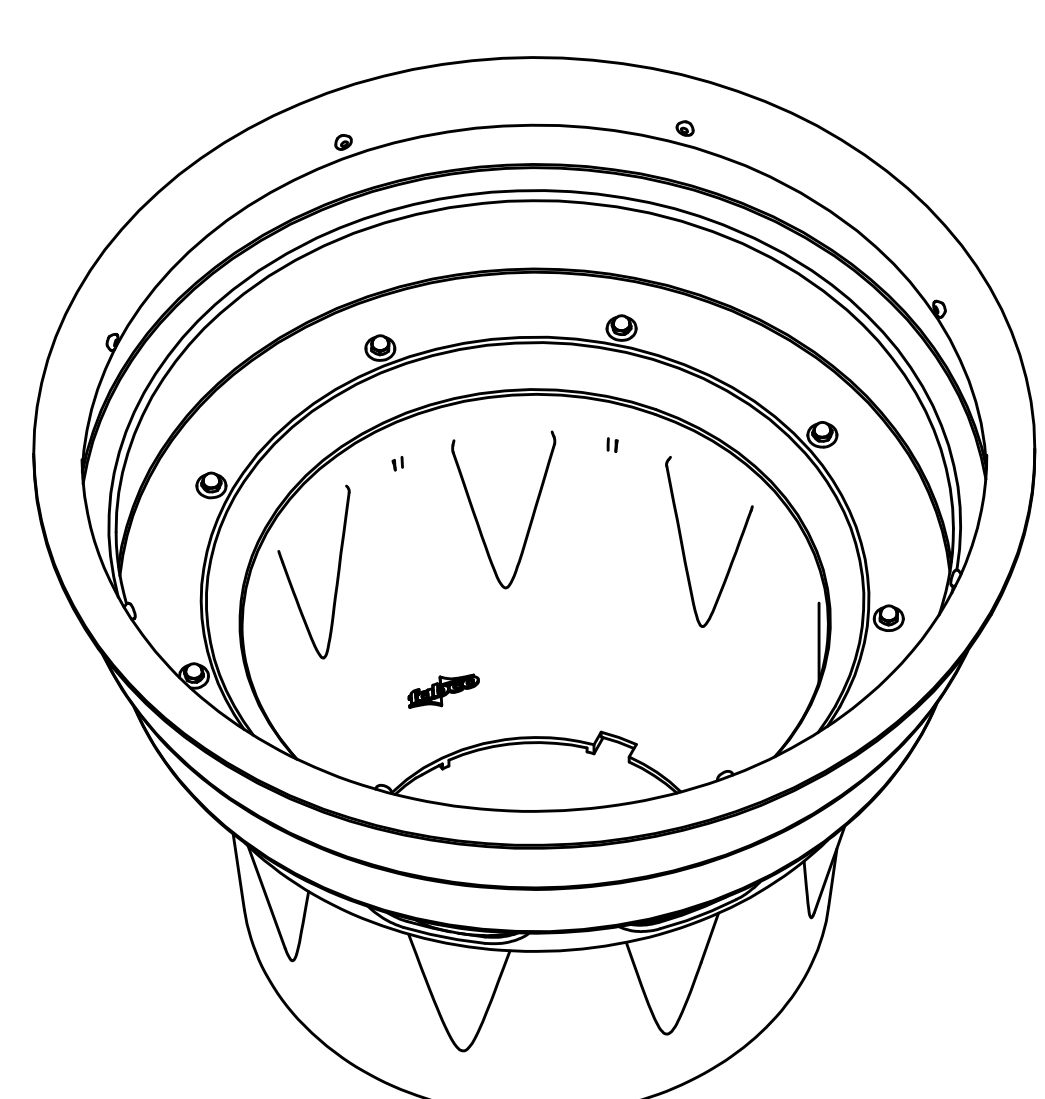
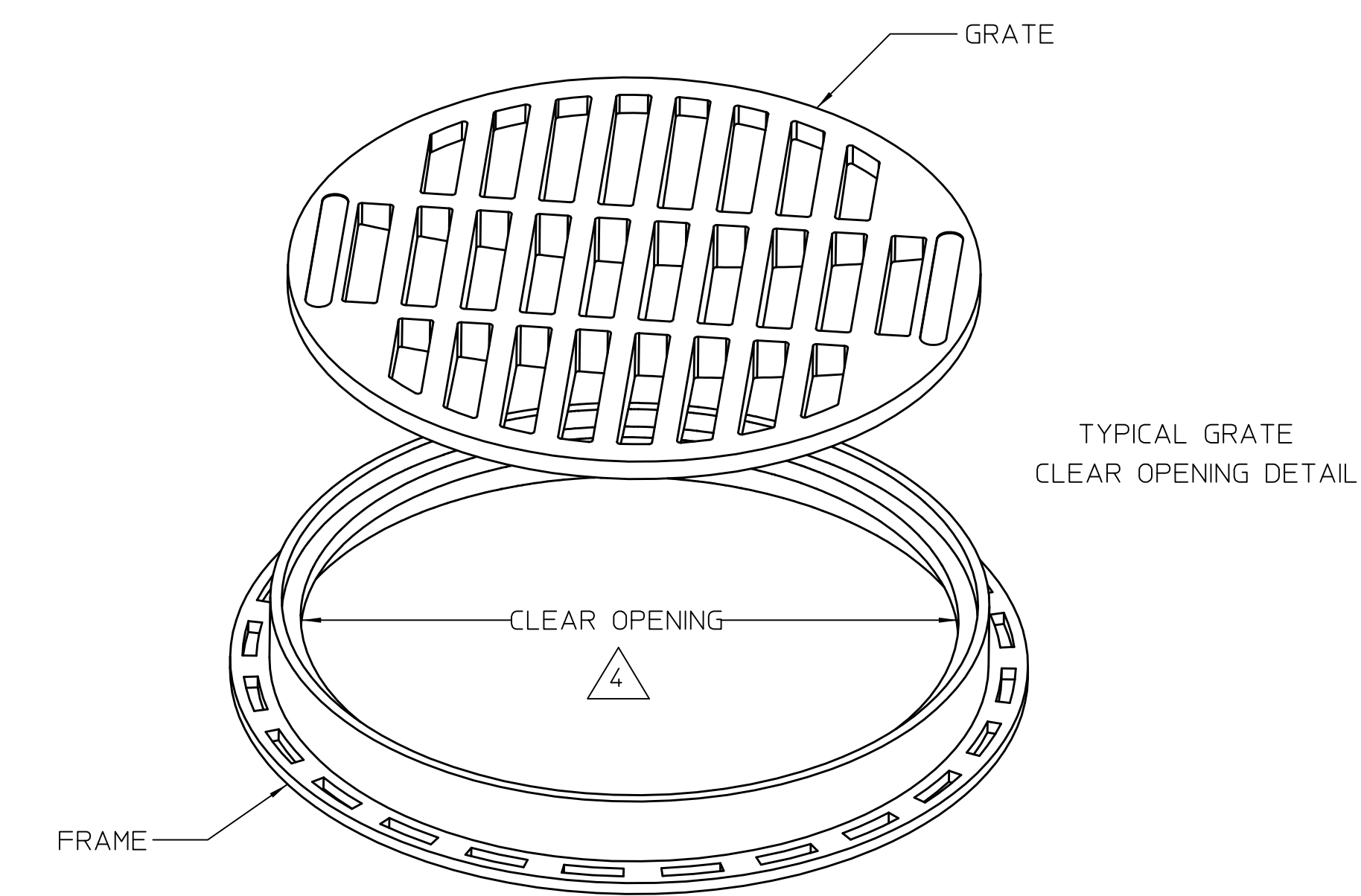
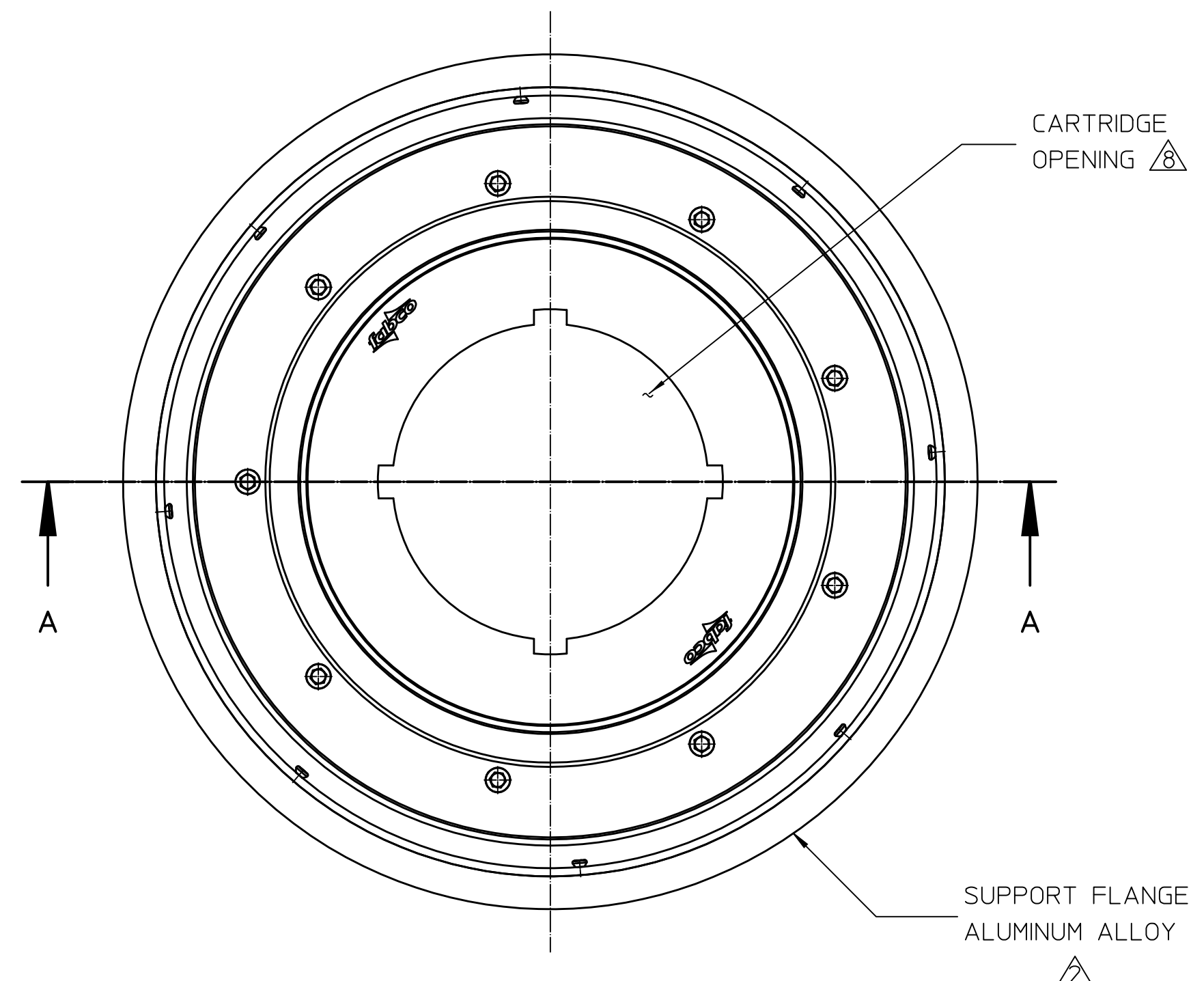


THIS DOCUMENT IS THE PROPERTY OF FABCO INDUSTRIES AND IS CONVEYED WITH THE EXPRESS CONDITION THAT IT AND THE INFORMATION CONTAINED IN IT ARE NOT TO BE USED, DISCLOSED, OR REPRODUCED IN WHOLE OR IN PART FOR ANY PURPOSE WITHOUT THE EXPRESS WRITTEN CONSENT OF FABCO INDUSTRIES, AND THAT NO RIGHT IS GRANTED TO DISCLOSE OR SO USE ANY INFORMATION CONTAINED IN SAID DOCUMENT.

DWG NO.	9734-1B-000	SH 1	REV E	1	FCBY FAB-003
REVISIONS					
REV	DESCRIPTION	DATE	APPROVED		
E	ECN9734-1B-000E	07/17/2013			

NOTES:

- WEIGHT (EMPTY): 20 LB MAX, W/O CARTRIDGE
- MATERIAL:
 - FLANGE/SHROUD: ALUMINUM ALLOY / HDPE
 - BASIN: POLYPROPYLENE POLYETHYLENE COPOLYMER
 - HARDWARE: CRES 300 SERIES
- PERFORMANCE CHARACTERISTICS (TYP):
 - DEBRIS CAPACITY: 2.7 CU-FT (WITH CARTRIDGE INSTALLED)
 - FILTERED FLOW RATE (CLEAN STANDARD CARTRIDGE): 115 GPM (0.26 CFS)
 - BYPASS FLOW RATE: 920 GPM (2.0 CFS)
- MINIMUM REQUIRED CLEAR OPENING: 19.5-IN
- COVERED BYPASS PREVENTS RE-SUSPENSION OF FLOATABLES
- RECOMMENDED MINIMUM VAULT DEPTH: 2-IN BELOW CARTRIDGE
- TYPICAL INSTALLATION: REMOVE STORM GRATE, INSTALL STORMPOD DIRECTLY ON STORM GRATE SUPPORT LEDGE. REINSTALL STORM GRATE.
- USE ONLY FABCO REPLACEABLE CARTRIDGES



NO	QTY	PART NUMBER	DESCRIPTION	REMARKS
BILL OF MATERIALS				
UNLESS OTHERWISE SPECIFIED		TOLERANCES:		
REMOVE ALL BURRS		DEC .00 ± .01		
BREAK SHARP EDGES .002 - .020		DEC .000 ± .005		
FILLETS .020 MAX		FRACT ± 1/16		
DIMENSIONS ARE IN INCHES AND		ANGLE ± 2°		
INCLUDE CHEMICALLY APPLIED		Ra FINISH 125/		
OR PLATED FINISHES				
DO NOT SCALE THIS DRAWING				
MATERIAL		SEE NOTES		
MODEL LINK		9734-1B_ASSY3		
APPROVALS		DATE		
DWN N.NEUWIRTH		05/21/08		
CHKR				
ENGR J. PETERS		05/21/08		
APVD				
FABCO INDUSTRIES, INC.		TITLE		
66 CENTRAL AVENUE		STORMPOD, 26" ROUND		
FARMINGDALE, NY 11735		SIZE		
WWW.FABCO-INDUSTRIES.COM		CAGE CODE		
		DWG NO		
		REV		
		E		
SCALE 1/4		WT		
		SHEET 1 OF 1		